

Coaxial Adapter, SMA-F to SMA-F

SF-SF50+

50Ω

DC to 18 GHz



Generic photo used for illustration purposes only

CASE STYLE: DJ952

Maximum Ratings

Operating Temperature	-55°C to 100°C
Storage Temperature	-55°C to 100°C

Permanent damage may occur if any of these limits are exceeded.

Features

- flat response
- excellent VSWR, 1.10:1 typ. up to 12.4 GHz and 1.15:1 typ. up to 18 GHz
- low cost adapters, available from stock
- rugged stainless steel body

Connectors	Model
Conn1 SMA-F	Conn2 SMA-F SF-SF50+

Applications

- interconnection of RF cables and equipment

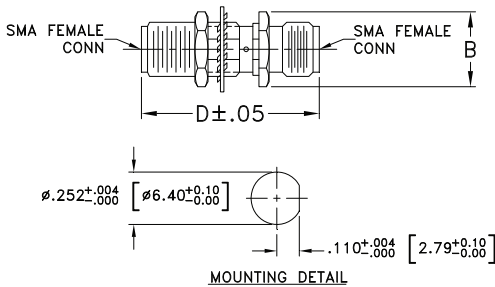
+RoHS Compliant

The +Suffix identifies RoHS Compliance. See our web site for RoHS Compliance methodologies and qualifications

Electrical Specifications $T_{AMB}=25^{\circ}C$

FREQUENCY (GHz)	INSERTION LOSS (dB)	VSWR (:1) Max.		
		DC-8 GHz	DC-12.4 GHz	DC-18 GHz
f_L - f_U	Typ.			
DC-18	0.1	1.15	1.25	1.40

Outline Drawing



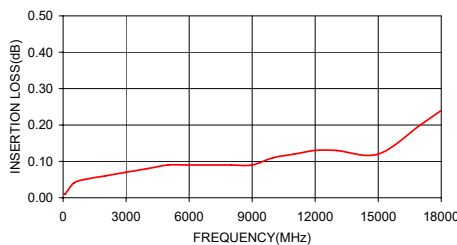
Outline Dimensions (inch/mm)

A	B	C	D	E	wt
--	.36	--	.87	--	grams
--	9.14	--	22.10	--	3.6

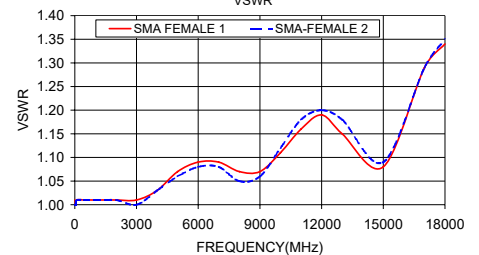
Typical Performance Data

Frequency (MHz)	Insertion Loss (dB)	VSWR (:1)	
		SMA-F	SMA-F
10.00	0.01	1.01	1.00
50.00	0.01	1.00	1.00
100.00	0.01	1.01	1.01
500.00	0.04	1.01	1.01
1000.00	0.05	1.01	1.01
2000.00	0.06	1.01	1.01
3000.00	0.07	1.01	1.00
4000.00	0.08	1.03	1.03
5000.00	0.09	1.07	1.06
6000.00	0.09	1.09	1.08
7000.00	0.09	1.09	1.08
8000.00	0.09	1.07	1.05
9000.00	0.09	1.07	1.06
10000.00	0.11	1.11	1.12
11000.00	0.12	1.16	1.18
12000.00	0.13	1.19	1.20
13000.00	0.13	1.15	1.18
15000.00	0.12	1.08	1.09
17000.00	0.20	1.29	1.29
18000.00	0.24	1.34	1.35

SF-SF50+ INSERTION LOSS



SF-SF50+ VSWR



Notes

- Performance and quality attributes and conditions not expressly stated in this specification document are intended to be excluded and do not form a part of this specification document.
- Electrical specifications and performance data contained in this specification document are based on Mini-Circuit's applicable established test performance criteria and measurement instructions.
- The parts covered by this specification document are subject to Mini-Circuits standard limited warranty and terms and conditions (collectively, "Standard Terms"); Purchasers of this part are entitled to the rights and benefits contained therein. For a full statement of the Standard Terms and the exclusive rights and remedies thereunder, please visit Mini-Circuits' website at www.minicircuits.com/WCLStore/terms.jsp

