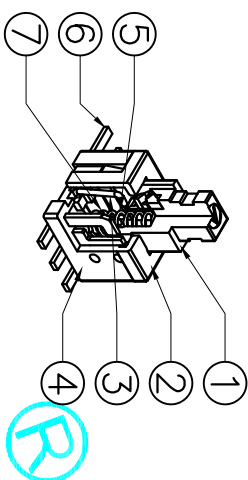
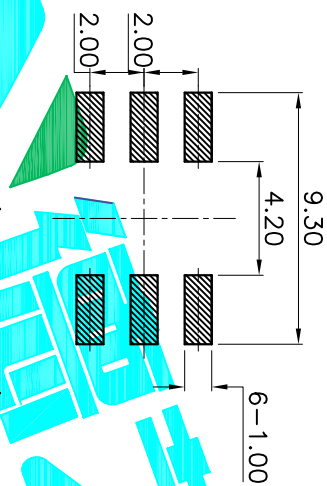
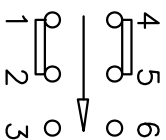
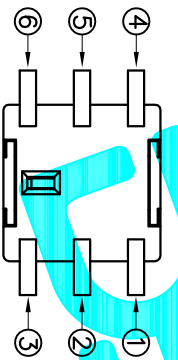


NOTE:
1. Operating Force: 180gf±50gf



NO.	Operating Type	Part No.
1	Push To Lock	PB-22E62-L
2	Push No Lock	PB-22E62-N
3	Push No Sound No Lock	PB-22E62-S



Circuit Diagram

ITEM	PART NAME	QTY.	MATERIAL	FINISHING
⑦	Contact	2	Phosphor bronze	Plating silver
⑥	Terminal	6	Brass strip	Plating silver
⑤	Spring	1	SUS	Natural
④	Base	1	Nylon	Gray
③	Crochet Needle	1	SUS	Natural
②	Cover	1	POM	Black
①	Knob	1	POM	White

APPROVALS		DATE	PART NO.	
DRAWN	G.M.Chen	2015/4/16	PB-22E62-X	
CHECKED			TITLE: PUSH SWITCH	
APPROVALS			DRAWING NO.	

ECN NO.	REV.	DATE.	DESCRIPTION.	CHANGE.	CHECK.	APPRO.	TOLERANCES ARE	ANGLE	UNIT:	SCALE:	SHEET	PROJ.
	A		NEW				30 ^{+0.15} 10 ^{+0.10} 5 ^{+0.10}	±2°	mm	1:1	1 OF 1	