ROHS

http://www.okhro.com

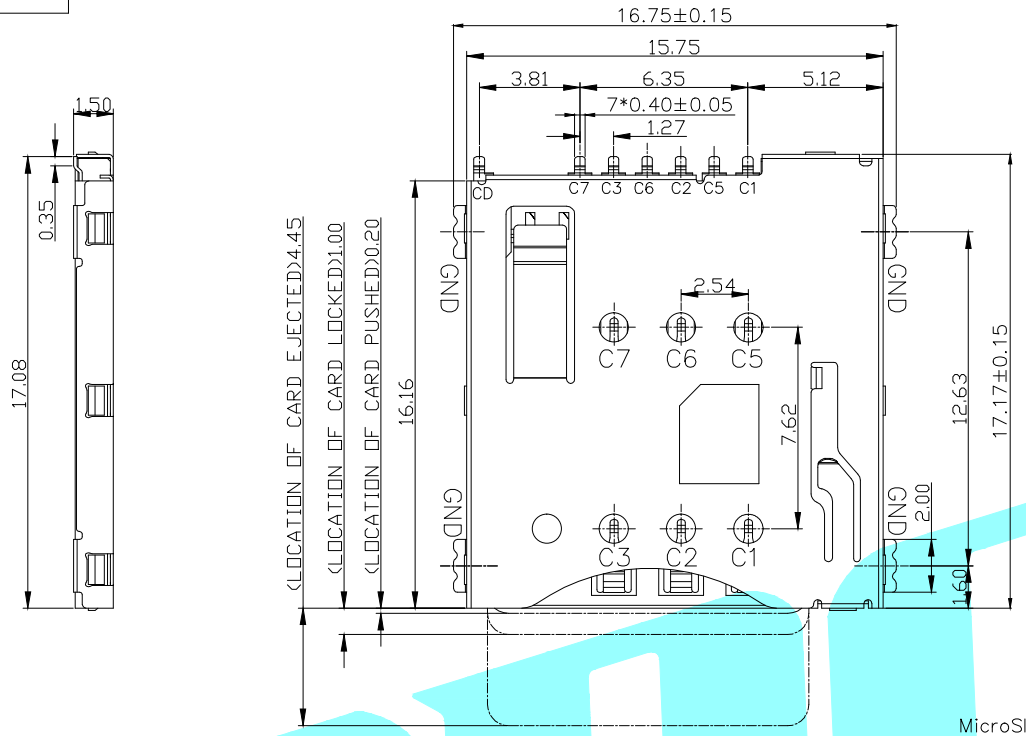

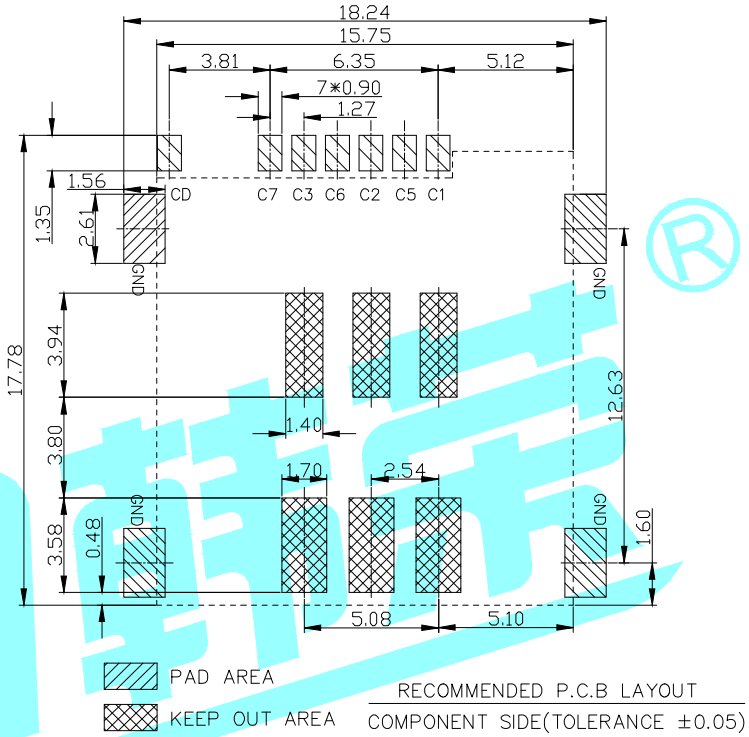

RECOMMENDED P.C.B LAYOUT
COMPONENT SIDE(TOLERANCE ±0.05)

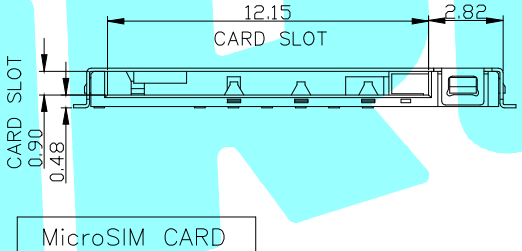

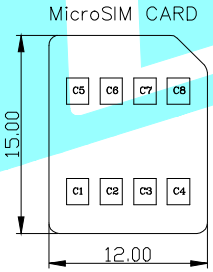

SCALE 1:2

TECHNICAL CHARACTERISTICS

1.General Characteristics
- Dimensions: 15.75LX17.17WX1.50H mm
- Weight: Approx 0.4±0.1g
- Durability: 1500 cycles min.

2.Electrical Characteristics
- Contact resistance;
- Date Contact: 150mΩ max
- CD Switch: 500mΩ max
- Insulation resistance: >1000MΩ/500V DC

3.Solderability
- Vapor phase: 215°C,30sec.Max
- IR reflow: 250°C,5sec.Max
- Manual soldering: 370°C,3sec.Max

4.Environmental Characteristics
- Operating temperature: −40°C~+85°C
- Operating humidity: 10%~+95%RH

MicroSIM CARD	
Pin No.	NAME
C1	VCC
C2	RST
C3	CLK
C4	Reserved
C5	GND
C6	VPP
C7	I/O
C8	Reserved

ELECTRIC FUNCTION	DETECT SWITCH
WITHOUT CARD	CLOSED
CARD INSERTED	OPEN

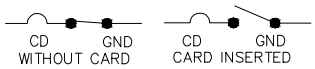

SWITCH OPERATION DIAGRAM

ITEM	PART NAME	QTY.	MATERIAL	FINISHING	REMARK
⑦	CAM PIN	1	Stainless Steel	———	———
⑥	HEART CAM	1	Hi-temp Thermoplastic	Black UL94V-0	———
⑤	COIL SPRING	1	SWP	———	———
④	SHELL	1	Stainless Steel	Gold plated	———
③	CD SWITCH	1	Copper Alloy	Gold plated	———
②	DATA CONTACT	6	Copper Alloy	Gold plated	———
①	HOUSING	1	Hi-temp Thermoplastic	Black UL94V-0	———

APPROVALS		DATE	HRO韩荣® ELECTRONICS CO.,LTD		
DRAWN	LIUCAN	2020/9/10			
CHECKED			TITLE:	SIM	
APPROVALS			PART NO.	SIM-03A	
TOLERANCES ARE	30~以上 ±0.30; 10~30 ±0.25; 5~10 ±0.20; ~5 ±0.15	ANGLE ±2°	UNIT: mm	SCALE: 1:1	PROJ:
			DRAWING NO.	———	SHEET 1 OF 1

ECN NO.	REV.	DATE.	DESCRIPTION.	CHANGE.	CHECK.	APPRO.
———	A	———	NEW	———	———	———