



深圳市首韩科技有限公司

SHENZHEN SHOUHAN TECHNOLOGY CO., LTD

Tel: 0755-27597601 Fax: 0755-27597491

承认书  
SPECIFICATION FOR APPROVAL

客户 Customer:

\_\_\_\_\_

产品名称 Project:

电感

\_\_\_\_\_

规格型号 Part No:

CY105-100UH

\_\_\_\_\_

贵公司承认印 Approval signatures

料号/Part No.	签章/Signatures

日期 Date:

拟制/Drawn	李春风	
审核/Check	钟华华	
批准/Approved	罗孝金	

## 1.Features

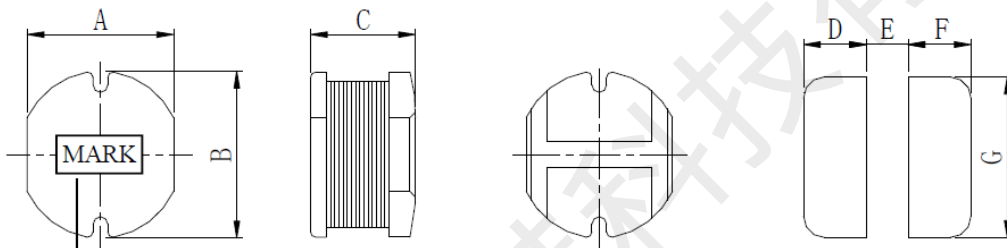
- ①. High performance (Isat) realize by metal dust core.
- ②. Low profile: Thickness max.2.0~5.0mm.
- ③. Low loss and low resistance.
- ④. Capable of corresponding high frequency 1MHz~5MHz.
- ⑤. Ultra low buzz noise, due to composite construction.
- ⑥. The products contain no lead and also support lead-free soldering.

## 2.Applications area

Ideally used in NB/Desktop/server/Graphic card, LCD TV/Projector, etc as DC-DC Converter.

## 3. Externl Dimensions (unit: mm)

### 1.机械尺寸Mechanical: (UNIT: mm)



UNIT: mm

A:9.0±0.3

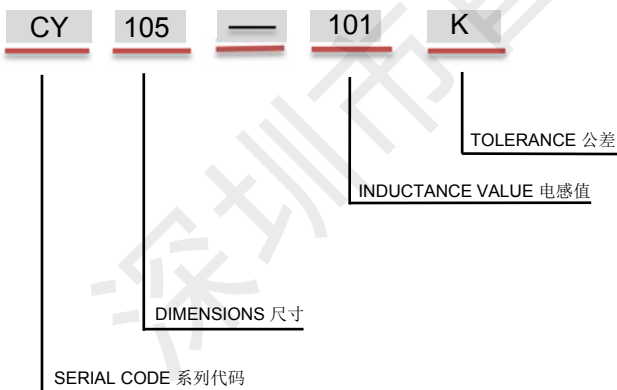
B:10.0±0.3

C:5.4±0.5

D:3.75 E:2.5

F:3.75 G:9.5

注: 印3号(宽3.58\*高1.9)宋体



Code 代码	Tolerance 公差
J	±5%
K	±10%
L	±15%
M	±20%
P	±25%
N	±30%

- 电感值Inductance Value  
(1R0:1.0uH; 100: 10uH; 101:100uH)



PART No.	NOMINAL INDUCTANCE (uH)	DCR (Ω)MAX	IDC (A)MAX
CY105-1R0M	1.0	8.45m	8.00
CY105-1R4M	1.4	13.78m	6.80
CY105-1R5M	1.5	13.78m	6.80
CY105-1R8M	1.8	15.60m	6.50
CY105-2R7M	2.7	17.81m	5.50
CY105-3R3M	3.3	19.50m	5.00
CY105-4R7M	4.7	22.10m	4.60
CY105-5R6M	5.6	23.79m	4.00
CY105-6R8M	6.8	26.00m	3.60
CY105-8R2M	8.2	31.20m	3.20
CY105-100K	10	34.45m	2.58
CY105-120K	12	40.30m	2.44
CY105-150K	15	45.50m	2.26
CY105-180K	18	48.49m	2.13
CY105-220K	22	70.20m	1.93
CY105-270K	27	84.11m	1.74
CY105-330K	33	92.30m	1.46
CY105-390K	39	124.80m	1.36
CY105-470K	47	135.20m	1.26
CY105-560K	56	158.60m	1.15
CY105-680K	68	200.20m	1.10
CY105-820K	82	230.10m	980m
CY105-101K	100	260.00m	950m
CY105-121K	120	351.00m	870m
CY105-151K	150	403.00m	740m
CY105-181K	180	494.00m	700m
CY105-221K	220	572.00m	650m
CY105-271K	270	728.00m	540m
CY105-331K	330	845.00m	500m
CY105-391K	390	1.04	460m
CY105-471K	470	1.18	400m
CY105-561K	560	1.42	300m
CY105-681K	680	1.99	280m
CY105-821K	820	2.03	240m

※ 测试条件：L≤8.2uH 测试频率100KHz / 0.25V, (M±20%);

L>8.2uH 测试频率1KHz / 0.25V, (K±10%);

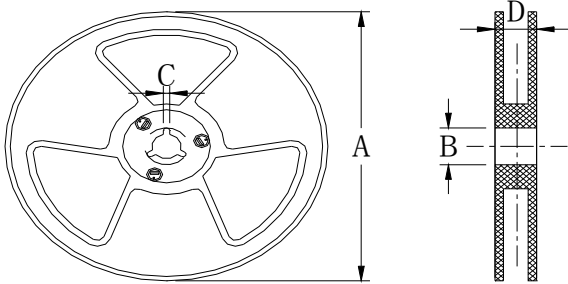
※ 测试仪表：HP4291B、502BC、CH1062。

• **Notes**

1. All test data is referenced to 25 °C ambient
2. Operating temperature range - 55 °C to + 125 °C
3. Irms (A):DC current (A) that will cause an approximate  $\Delta T$  of 40 °C(reference ambient temperature is 25 °C)
4. Isat(A):DC current (A) that will cause L0 to drop approximately 30 %
5. The part temperature (ambient + temp rise) should not exceed 125 °C under worst case operating conditions. Circuit design, component placement, PWB trace size and thickness, airflow and other cooling provisions all affect the part temperature. Part temperature should be verified in the end application.
6. Absolute maximum voltage 30VDC

**6. Minimum Packaging and storage**

• **包装 Packing**

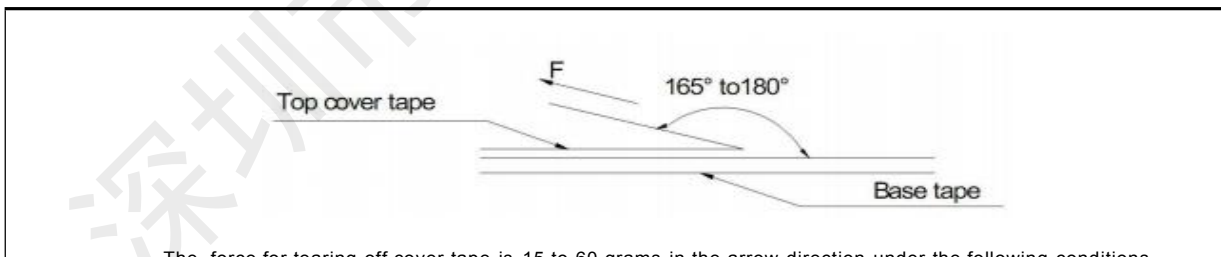


规格 尺寸	13"	7"
A	$\Phi 330 \pm 2.0$	$\Phi 178 \pm 2.0$
B	$\Phi 90 \pm 2.0$	
C	2.3	
D	21.5	1000/盘

• **Tape Carrier Packaging:**

Type	Standard Quantity (pcs/reel)	Type	Standard Quantity (pcs/reel)
CY43	2000	CY75	1000
CY53	2000	CY77	600
CY54	1500	CY105	1000
CY73	1000	CY106	800

• **Tearing Off Force**



The force for tearing off cover tape is 15 to 60 grams in the arrow direction under the following conditions

Room Temp. ( )°C	Room Humidity (%)	Room atm (hPa)	Tearing Speed mm/min
5~35	45~85	860~1060	300

• **Application Notice**

Storage Conditions To maintain the solderability of terminal electrodes:

1. Temperature and humidity conditions: Less than 30°C and 70% RH.
2. Recommended products should be used within 6 months form the time of delivery.
3. The packaging material should be kept where no chlorine or sulfur exists in the air.

Transportation

1. Products should be handled with care to avoid damage or contamination from perspiration and skin oils.
2. The use of tweezers or vacuum pick up is strongly recommended for individual components. Bulk handling should ensure that abrasion and mechanical shock are minimized.