

4

3

2

1

## REVISION DATA

REV	DESCRIPTION	DATE
A0	NEW DRAWING	2022-05-11

## Technical Data

Material:

Pin(outer sleeve): Brass(C3604)

Clip(contact 6 finger): Beryllium copper(C17200)

Plating(outer sleeve):30~50 $\mu$ "Ni, 1 $\mu$ "GoldPlating(contact): 30~50 $\mu$ "Nickel, 1 $\mu$ "Gold

Insulator black(housing): FR-4

Electrical:

Current rating: 2Amps/contact max.

Contact resistance:  $\leq 4m\Omega$ /contactInsulation resistance:  $\geq 1000M\Omega$  at V=100V

Operating voltage: 60VAC/DC

Mechanical:

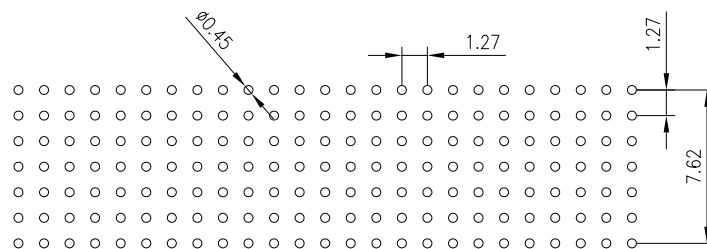
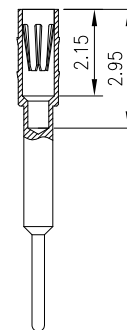
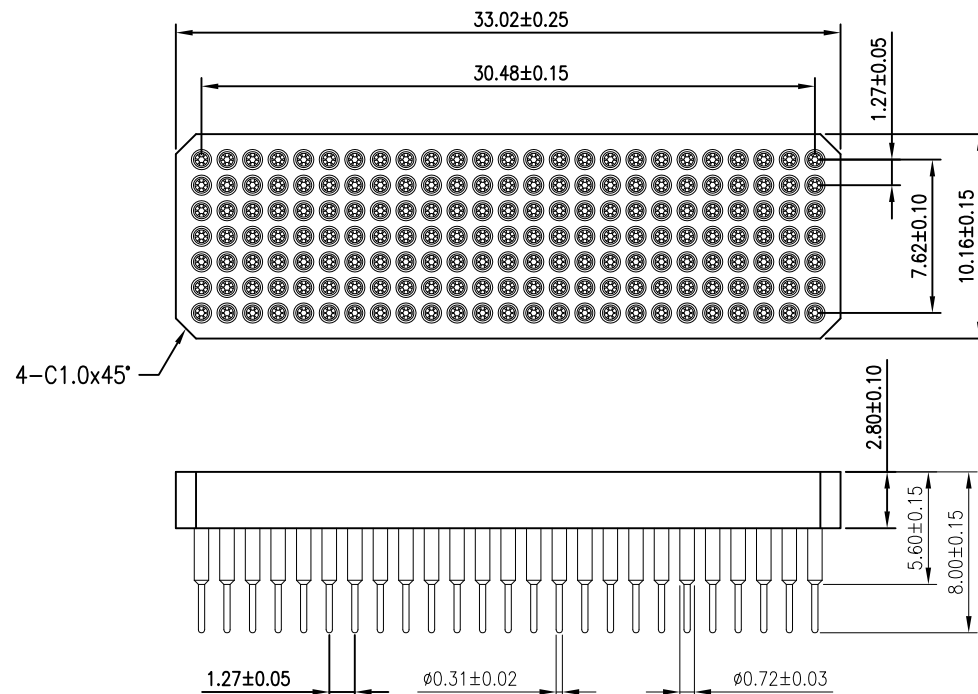
Average insertion force with steel pin of

 $\varnothing 0.31mm$ : <60g

Average withdrawal force with steel pin of

 $\varnothing 0.31mm$ : >20g min.

Mechanical life cycle:min.200

Operating temperatures: Gold Plated:-40 $^{\circ}C$  to +105 $^{\circ}C$ Reflow soldering temperature: 260 $\pm 5^{\circ}C$ , 10s

P.C.B LAYOUT

PGA

175

2

1

3

3

0800A

1

A

Pitch(mm)	Insulator type	Pin plated	Clip Plated	Pin length(mm)	Insulator Color
1 1.0	1 FR-4	3 Gold1 $\mu$ "	3 Gold1 $\mu$ "	0800A 8.0mm	1 Black
2 1.27	2 PPS				
3 1.27x2.54					
4 1.778					
5 2.54					
6 1.60					

**GSAMTEK® 东莞市广溯电子科技有限公司**  
DONGGUAN GUANG SU ELECTRONIC TECHNOLOGY CO.,LTD

TOLERANCE	PROJECTON		TITLE:
ANGLE $\pm 5^{\circ}$	DATE :	2022-05-11	1.27x1.27mmPitch PGA Socket 175 Pins Pin Length 8.0mm
X.XXX $\pm 0.10$	DRAWN :	samtek	PART NO: PGA17521330800A1A
X.XX $\pm 0.20$	CHECKED :		DRAWING NO:
X.X $\pm 0.30$	APPROVED :		REV: A0 UNIT: mm SCALE: 1:1 SIZE: A4
X. $\pm 0.50$			

4

3

2

1