


# RK11K 1 1 mm Size Insulated Shaft Snap-in Type

A 1.1 mm wide potentiometer for audio, visual, electronic musical instruments and various applications



## Typical Specifications



Items	Specifications
Total resistance tolerance	±20%
Maximum operating voltage	50V AC, 20V DC
Total rotational angle	300° ±5°
Rotational torque	3 to 20mN·m
Operating life	15,000 cycles
Operating temperature range	-10°C to +70°C

## Product Line

Number of resistor elements	Mounting direction	Bushing	Shaft type	Length of the shaft LM <sub>1</sub> (mm)	Center detent	Total resistance (kΩ)	Resistance taper	Minimum order unit (pcs.)		Products No.	Drawing No.	
								Japan	Export			
Single-unit (20V DC)	Vertical type	Without	Flat	15	Without	10	1B	1,200	2,400	RK11K1130A2X	2	
					With					RK11K1130A0M		
				20	Without	1,000				2,000		RK11K1130040
					With	800				1,600		RK11K1130A07
		With		20	Without	10		800	1,600	RK11K114003Y		
					With					RK11K114002F		
				22.5	Without	1,000				2,000		RK11K1140A9L
					With	25				10		RK11K1140A23
	25	Without	20	RK11K114001Z								
		With		30	10	RK11K1140A3L						
	27.5	Without	20			RK11K1140A4Q						
		With		32.5	10	RK11K1140A2S						
	Horizontal type	Without	Flat			25	Without	10	800	1,600	RK11K1110A3D	1
				With	20		RK11K1120060					
		22.5		Without	10	800	1,600	RK11K1120A5T				
				With				20			RK11K1120A31	
25	With	27.5		Without	20	15A	800	1,600	3			

## Notes

- Other varieties are also available. Refer to "Other Specifications" (P.371).
- Nut and washer are not attached. Please specify if required.

## Packing Specifications

### Tray


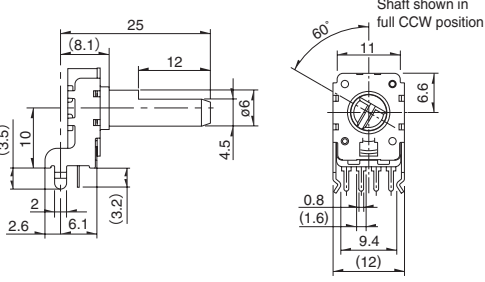
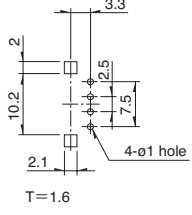

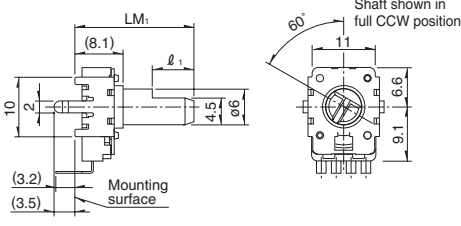
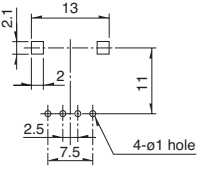

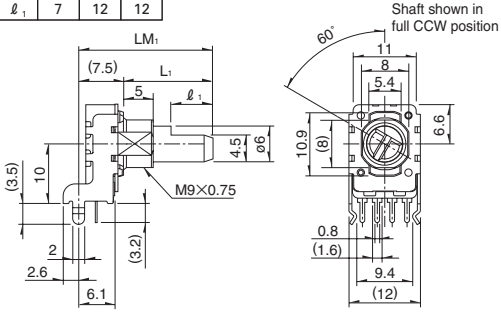
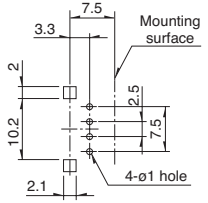

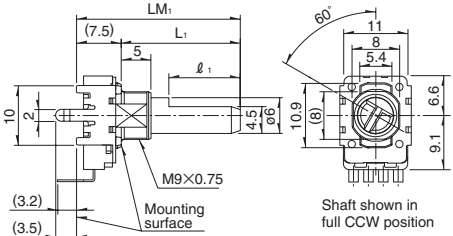
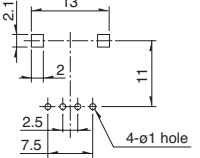
Length of the shaft LM <sub>1</sub> (mm)	Number of packages (pcs.)		Export package measurements (mm)
	1 case / Japan	1 case / export packing	
15	1,200	2,400	374×532×240
20 to 22.5	1,000	2,000	
25 or more	800	1,600	

Refer to P.371 for other specifications.  
Refer to P.372 for ordering products not listed.  
Refer to P.383 for soldering conditions.

# RK11K 1.1 mm Size Insulated Shaft Snap-in Type

## Dimensions

Unit:mm

No.	Photo	Style	PC board mounting hole dimensions (Viewed from mounting side)																					
1																								
2		<table border="1" data-bbox="657 757 826 801"> <tr> <td>LM<sub>1</sub></td> <td>15</td> <td>20</td> <td>25</td> </tr> <tr> <td>ℓ<sub>1</sub></td> <td>4.5</td> <td>7</td> <td>12</td> </tr> </table> 	LM <sub>1</sub>	15	20	25	ℓ <sub>1</sub>	4.5	7	12														
LM <sub>1</sub>	15	20	25																					
ℓ <sub>1</sub>	4.5	7	12																					
3		<table border="1" data-bbox="657 1146 826 1220"> <tr> <td>LM<sub>1</sub></td> <td>22.5</td> <td>25</td> <td>27.5</td> </tr> <tr> <td>L<sub>1</sub></td> <td>15</td> <td>17.5</td> <td>20</td> </tr> <tr> <td>ℓ<sub>1</sub></td> <td>7</td> <td>12</td> <td>12</td> </tr> </table> 	LM <sub>1</sub>	22.5	25	27.5	L <sub>1</sub>	15	17.5	20	ℓ <sub>1</sub>	7	12	12										
LM <sub>1</sub>	22.5	25	27.5																					
L <sub>1</sub>	15	17.5	20																					
ℓ <sub>1</sub>	7	12	12																					
4		<table border="1" data-bbox="657 1541 949 1612"> <tr> <td>LM<sub>1</sub></td> <td>20</td> <td>22.5</td> <td>25</td> <td>27.5</td> <td>30</td> <td>32.5</td> </tr> <tr> <td>L<sub>1</sub></td> <td>12.5</td> <td>15</td> <td>17.5</td> <td>20</td> <td>22.5</td> <td>25</td> </tr> <tr> <td>ℓ<sub>1</sub></td> <td>7</td> <td>7</td> <td>12</td> <td>12</td> <td>12</td> <td>12</td> </tr> </table> 	LM <sub>1</sub>	20	22.5	25	27.5	30	32.5	L <sub>1</sub>	12.5	15	17.5	20	22.5	25	ℓ <sub>1</sub>	7	7	12	12	12	12	
LM <sub>1</sub>	20	22.5	25	27.5	30	32.5																		
L <sub>1</sub>	12.5	15	17.5	20	22.5	25																		
ℓ <sub>1</sub>	7	7	12	12	12	12																		

# 1 mm Size Insulated Shaft Snap-in Type / Other Specifications

In addition to the products listed, we can accommodate the follow specifications.

## Total Resistance Variety

Total resistance (k Ω)	5	10	20	50	100	200
------------------------	---	----	----	----	-----	-----

## Resistance Taper

Resistance taper	15A	1B	3B	15C
------------------	-----	----	----	-----

## Tapped Types are Also Available

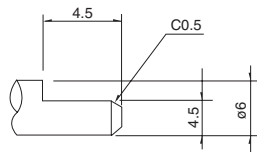
RK11K (single-unit) is also available with tap.

## Shaft Variety

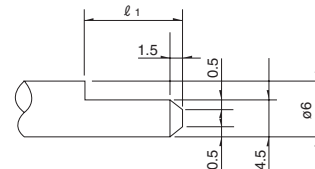
Unit:mm

Style	Without bushing				With bushing						
	Horizontal type		Vertical type		Horizontal type		Vertical type				
Shaft variety	LM <sub>1</sub>	15	20	25	30	20	22.5	25	27.5	30	32.5
	L <sub>1</sub>	—	—	—	—	12.5	15	17.5	20	22.5	25
	ℓ <sub>1</sub>	4.5	7	12	12	7	7	12	12	12	12
	L <sub>B</sub>	—	—	—	—	5	5	5	5	5	5

Detail dimensions



LM<sub>1</sub> =15 only application



## Terminal Layout / Circuit Diagram

<p>Without tap</p>	<p>With tap</p>
--------------------	-----------------

## Note

Marked are specifications recommended by Alps.

Refer to P.372 for ordering products not listed.

# 11 mm Size Insulated Shaft Snap-in Type / Ordering Products Not Listed

When ordering product varieties that are not listed, specify referring to the examples below.

## Sample Part Number

**R K 1 1 K 1 1 4 0** — **F 2 2** — **C 0** — **B 1 0 3**

### Model type

Code	Model type
1	Horizontal type without bushing
2	Horizontal type with bushing
3	Vertical type without bushing
4	Vertical type with bushing

### Shaft type

Code	Shaft type
F	Flat

\*Only available in flat format.

### Length of the shaft LM<sub>1</sub> (mm)

Code	Length of the shaft	Code	Length of the shaft
15	15	25	25
20	20	30	30
22	22.5	32	32.5
27	27.5	—	—

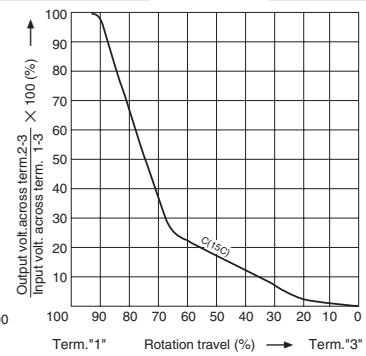
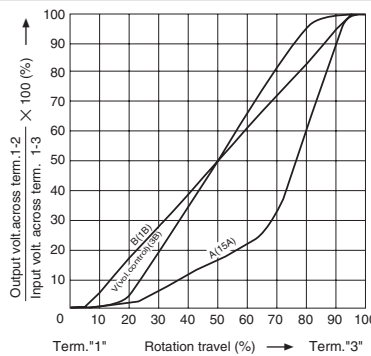
### Detent

Code	Center detent
C0	Without
C1	With

### Resistance taper

Code	Resistance taper	Code	Resistance taper
A	15A	C	15C
B	1B	V	3B

B : For tone & general  
V : For vol.



### Total resistance














Code	Total resistance (k Ω)	Code	Total resistance (k Ω)
502	5	503	50
103	10	104	100
203	20	204	200

### Note

Marked are specifications recommended by Alps.

# Insulated Shaft Potentiometers

## List of Varieties

Type	9mm size			11mm size	12mm size		14mm size	
Series	RK09K11 RK09D11	RK09K12	RK09Y11L	RK11K	RK12L12	RK12L115	RK14K	
	Single-unit	Dual-unit	Single-unit	Single-unit	Dual-unit	Single-unit	Dual-unit	
Photo								
Terminal mounting	Vertical / Horizontal		Horizontal	Vertical / Horizontal		Vertical	Vertical / Horizontal	
Bushing	Without			With / Without	Without	With	With / Without	
Operating temperature range	-10°C to + 70°C					-40°C to + 85°C	-10°C to + 70°C	
Operating life	5,000 cycles	10,000 cycles	1,000,000 cycles	15,000 cycles				
Available for automotive use	—	—	—	—	—	●	—	
Life cycle								
Electrical performance	Total resistance (k Ω)	5, 10, 20, 50, 100, 200		10	5, 10, 20, 50, 100, 200		5, 10, 20, 50, 100	5, 10, 20, 50, 100, 200
	Resistance taper	15A, 1B, 3B, 15C		B	15A, 1B, 3B, 15C		15A, 1B, 3B	15A, 1B, 3B, 15C
	Total resistance tolerance	±20%	±30%	±30%	±20%			
	Rated power	0.05W	0.03W	0.01W	0.05W			
	Maximum operating voltage	50V AC 20V DC	50V AC for AC only	50V AC 5V DC	50V AC 20V DC	50V AC for AC only	50V AC 20V DC	50V AC for AC only
	Gang error	—	-40dB to 0dB 3dB max.	—	—	Volume control -40dB to 0dB 3dB max. For tone control within 2dB at center	—	Volume control -40dB to 0dB 3dB max. For tone control within 2dB at center
	Insulation resistance	100MΩ min. 250V DC			100MΩ min. 500V DC	100MΩ min. 250V DC		
	Voltage proof	250V AC for 1minute			500V AC for 1minute	300V AC for 1minute		
	Center-taps	Without			Without / With	Without		Without / With (Volume control)
Mechanical performance	Detent	Without, Center		Without	Without, Center	Without	Custom	Without, Center
	Stopper strength	0.3N·m		—	Without bushing 0.5N·m With bushing 0.6N·m	0.5N·m		0.6N·m
	Push-pull strength	50N max.		30N max.	80N max.			
	Vibration	10 to 55 to 10Hz/min., the amplitude is 1.5mm for all the frequencies, in the 3 direction of X, Y and Z and for 2 hours respectively						
Shaft configuration	Flat type, Knob type, Screwdriver type			Flat type				
Terminal style	Insertion							
Page	361 381(RK09D117)		368	369	373 381(RK12L12H, RK12L127)	376	377	

Insulated Shaft Potentiometers Soldering Conditions	383
Potentiometers Cautions	439
Potentiometers Measurement and Test Methods	441
Potentiometers Resistance Taper	443

### Note

● Indicates applicability to all products in the series.

## ■ Reference for Manual Soldering

Series	Tip temperature	Soldering time	No. of solders
<b>RK09D, RK09K, RK09Y11L, RK11K, RK12L, RK12L115, RK14K</b>	350°C max.	3s max.	1 time

## ■ Reference for Dip Soldering

Series	Preheating		Dip soldering		No. of solders
	Soldering surface temperature	Heating time	Soldering temperature	Soldering time	
<b>RK12L</b>	100°C	1 min. max.	260°C max.	5s max.	2 time max.