

样品承认书

Specifications

客户名称 Customer Name	
品 名 Variety	电磁式有源蜂鸣器
型 号 Part No	SUN-12095-5VPA7.6
客户型号 The customer Part No	
样品日期 Model Date	2018-12-26

客户承认签署

签定结果:		
核准/ <i>Approved:</i>	审核/ <i>Checked:</i>	经办/ <i>Designed:</i>

海旭确认签署

核准/ <i>Approved:</i>	审核/ <i>Checked:</i>	经办/ <i>Designed:</i>
Liou Ni Ding	Huang Mei	Ding Jian Wu

承认后请签回一份! *Thank you very much!*

公司地址: 广东省中山市东风镇东风大道南 238 号电星工业园 B 座 4 楼
Email: ZShaixu@163.com Web: <http://www.haixucn.com/>

昆山海旭科技电子有限公司

Kunshan Haixu Electronic Technology Co. Ltd

性能参数 Electrical Characteristics

型号 Part No: SUN-12095-5VPA7.6

1	额定电压 Rated Voltage (VDC)	5
2	工作电压 Operating Voltage (VDC)	3~7
3	*在 10cm 处测试声压值 Sound Output at 10cm (dB)	≥85
4	*消耗电流 Current Consumption (mA)	≤30
5	共振频率 Resonant Frequency (Hz)	2700±200
6	工作温度 Operating Temperature (°C)	-20~+70
7	储存温度 Storage Temperature (°C)	-30~+80
8	单品重量 Weight (g)	1.6
9	外壳材料 Housing Material	黑色 Black PPO

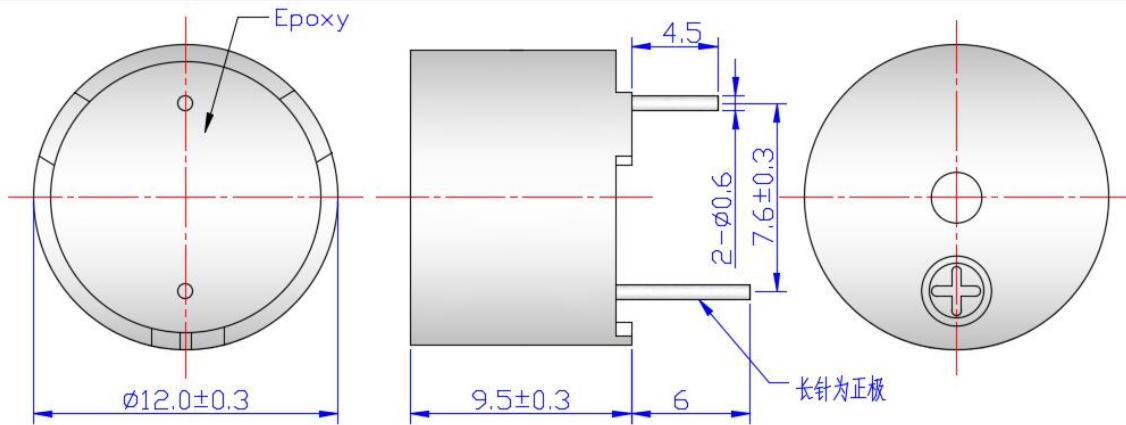
带*号指标需要在额定电压下测试 *Applying rated voltage

蜂鸣器焊接方法 Buzzer Soldering process	Soldering Parameter		
	温度 Temp.(°C)	时间 Time(Sec.)	可焊接次数 Times
回流焊 Reflow soldering	245±15	180°C 预热 40~70 秒 245°C 3 秒 above 180°C time 40~70	3
★波峰焊 Wave soldering	255±5	4~6	2~3
手工焊 Manual soldering	350±10	2~5	2~3

接插件

带★号为海旭科技推荐的焊接方法 Remark:★ S&S Instance Soldering Process

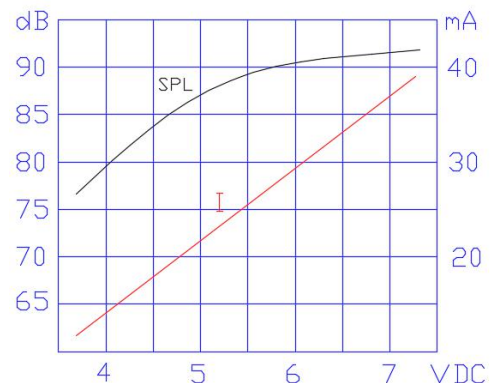
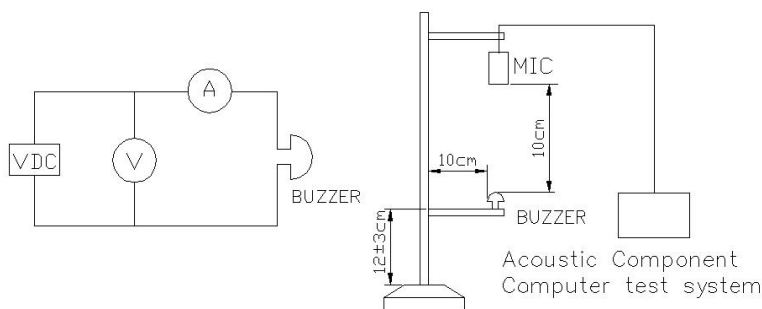
外形图 DIMENSIONS (UNIT: mm) 未标注公差按±0.5mm 计算 Tolerance: ±0.5mm Except Specified



备注：顶部贴封口纸。

测试方法 TEST METHOD

频响曲线 FREQUENCY RESPONSE



昆山海旭科技电子有限公司

Kunshan Haixu Electronic Technology Co. Ltd

型号 Part No: SUN-12095-5VPA7.6

可靠性测试 RELIABLY TEST

项目 ITEM	测试条件 TESTING CONDITION	试验后要求 VARIANCE AFTER TEST
高温试验 High Temperature Test	<p>产品置于+80±2℃试验箱中,先工作2小时,然后在正常大气压条件下恢复2小时后,进行测量。</p> <p>After being worked in a chamber at +80±2℃ for 2h and then being placed in natural condition for 2h,sounder shall be measured.</p>	<p>试验后,声响器的声级变化值在±10dB之内,外观无变化(例如:开裂,氧化,损伤,变形等现象)</p> <p>After test,the transducer S.P.L.difference shall be within ±10dB,and the appearance not exist any change to be harmful to normal operation(e.g.crack s,rusts,damages and especially distortion)</p>
低温试验 Low Temperature Test	<p>产品置于-30±2℃试验箱中,先工作2小时,再放置16小时,然后在正常大气压条件下恢复2小时后,进行测量。</p> <p>First being worked in a chamber at -30±2℃ for 2h and then being planed in a chamber at -30±2℃ for16h,finally being placed in natural condition for2h,sounder shall be measured.</p>	
恒湿试验 Humidity Test	<p>产品置于湿度为90~95%R.H,温度为40±2℃试验箱中48小时,然后在正常大气压条件下恢复2小时后,进行测量。</p> <p>After being placed in a chamber with 90 to 95%R.H.at+40±2℃ for 48h and then being placed in natural condition for 2h,sounder shall be measured.</p>	
振动试验 Vibration Test	<p>振幅为0.75mm,频率为10~30~10Hz,三个不同轴方向各振动1小时,试验后测量。</p> <p>Sounder shall be measured after being applied vibration of amplitude of 0.75mm with 10 to30 to10Hz band of vibration frequency to each of 3 perpendicular directions for 1hour.</p>	
自由落体试验 Freely Falling Test	<p>在0.8米高处,将产品三方向自由落体在木板上,试验后测量。</p> <p>Sounder shall be measured after freely falling the products from 0.8m high to the wooden board with three sides per time.</p>	
碰撞试验 Collision Test	<p>加速度100±10m/s²,脉冲持续时间16ms,重复频率1~3次/min,次数1000±10次。试验后测量。</p> <p>Sounder shall be measured after the test of acceleration 100±10m/s²,impulse lasting time 16ms,repeat frequency 1~3/min and time 1000±10.</p>	
可焊性试验 Solderability	<p>引线剥头/针脚浸入松香焊剂3秒,然后再浸入+250±5℃的锡锅中3±0.5秒,引线剥头表面应覆盖一层光滑明亮的焊料。</p> <p>Lead terminals are immersed in rosin for 3 seconds and then immersed in solder bath at +250±5℃ for 3±0.5 seconds,terminals should be covered with the clean solder.</p>	
引线/针脚强度试验 Terminal Strength Pulling	<p>引线/针脚应承受0.5N拉力,拉力时间10秒,引线无松动和脱落等现象。</p> <p>The force 10 seconds of 0.5N is applied to each terminal in axial direction.no looseness and falling off.</p>	