

# 1N5400G THRU 1N5408G

## 3.0A Axial Leaded General Purpose Rectifiers - 50V-1000V

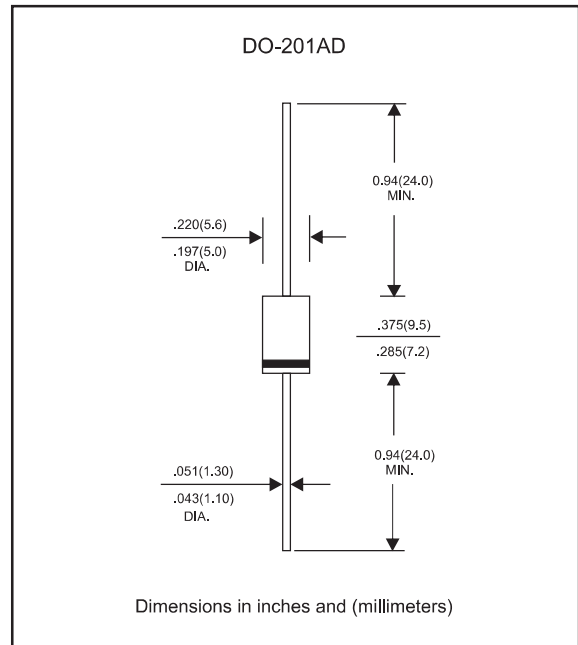
### Features

- Axial lead type devices for through hole design.
- High current capability.
- High surge capability.
- Glass passivation junction chip inside.
- Lead-free parts meet environmental standards of MIL-STD-19500 /228
- Suffix "-H" indicates Halogen-free parts, ex. 1N5400G-H.

### Mechanical data

- Epoxy : UL94-V0 rated flame retardant
- Case : Molded plastic, DO-201AD
- Lead : Axial leads, solderable per MIL-STD-202, Method 208 guaranteed
- Polarity: Color band denotes cathode end
- Mounting Position : Any

### Package outline



### Maximum ratings and Electrical Characteristics (AT $T_A=25^{\circ}\text{C}$ unless otherwise noted)

PARAMETER	CONDITIONS	Symbol	MIN.	TYP.	MAX.	UNIT
Forward rectified current	See Fig.2	$I_o$			3.0	A
Forward surge current	8,3ms single half sine-wave (JEDEC methode)	$I_{FSM}$			125	A
Reverse current	$V_R = V_{RRM} T_J = 25^{\circ}\text{C}$	$I_R$			5.0	$\mu\text{A}$
	$V_R = V_{RRM} T_J = 125^{\circ}\text{C}$				50	
Thermal resistance	Junction to ambient	$R_{\theta JA}$		30		$^{\circ}\text{C}/\text{W}$
Diode junction capacitance	f=1MHz and applied 4V DC reverse voltage	$C_J$		40		pF
Storage temperature		$T_{STG}$	-65		+175	$^{\circ}\text{C}$

SYMBOLS	$V_{RRM}^{*1}$ (V)	$V_{RMS}^{*2}$ (V)	$V_R^{*3}$ (V)	$V_F^{*4}$ (V)	Operating temperature $T_J, (^{\circ}\text{C})$
1N5400G	50	35	50	1.10	-55 to +150
1N5401G	100	70	100		
1N5402G	200	140	200		
1N5404G	400	280	400		
1N5406G	600	420	600		
1N5407G	800	560	800		
1N5408G	1000	700	1000		

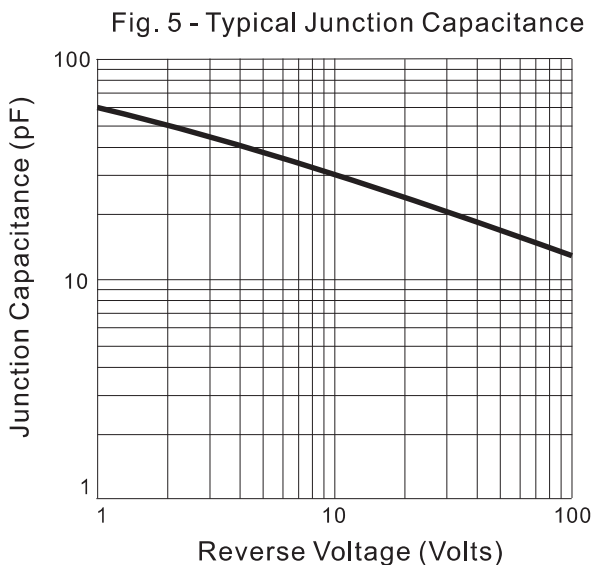
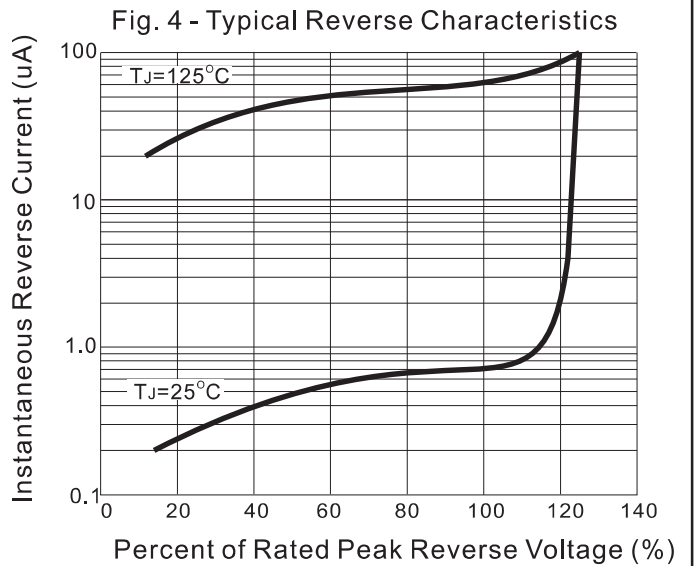
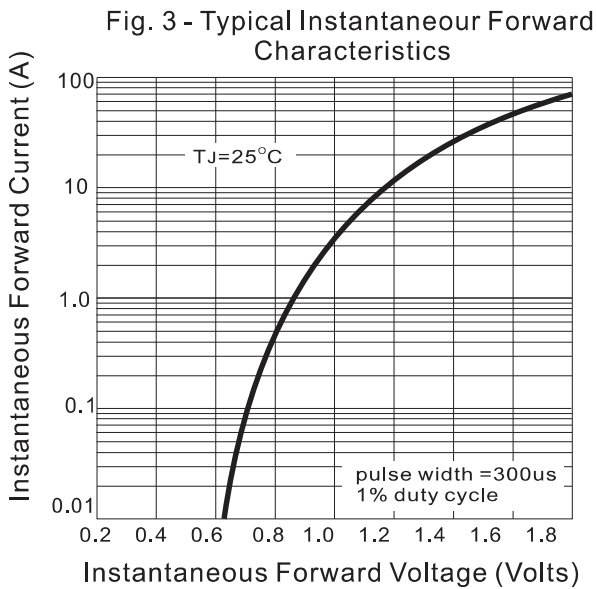
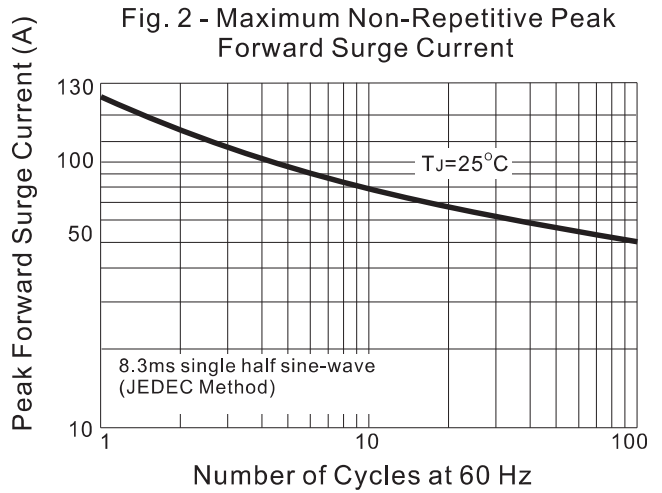
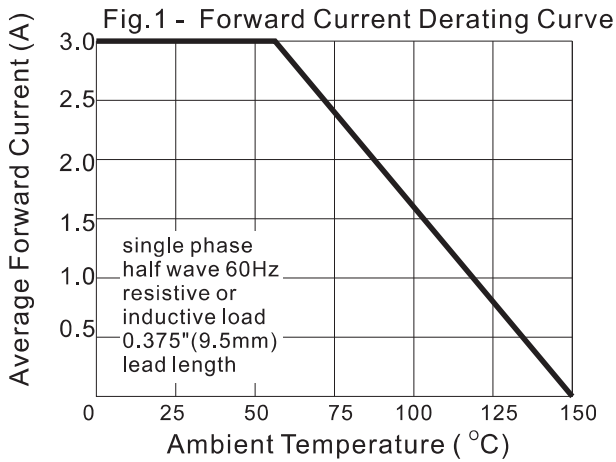
\*1 Repetitive peak reverse voltage

\*2 RMS voltage

\*3 Continuous reverse voltage



\*4 Maximum forward voltage@ $I_F=3.0\text{A}$

## Rating and characteristic curves (1N5400G THRU 1N5408G)

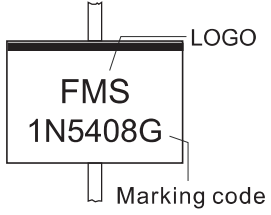
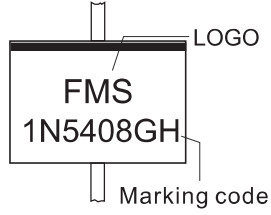


# 1N5400G THRU 1N5408G

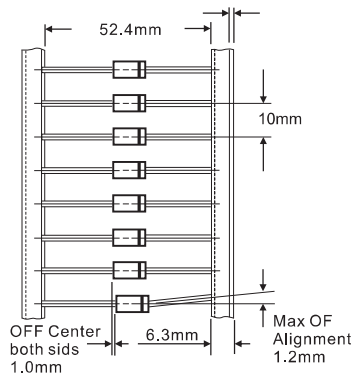
## Pinning information

Pin	Simplified outline	Symbol
Pin1 cathode Pin2 anode		

## Marking

Type number	Marking code	Example	
1N5400G	1N5400G	For Halogen Device	For Halogen-free Device
1N5401G	1N5401G		
1N5402G	1N5402G		
1N5404G	1N5404G		
1N5406G	1N5406G		
1N5407G	1N5407G		
1N5408G	1N5408G		

## Taping specifications for AXIAL devices



## AMMO PACKING

DEVICE CASE TYPE	Q'TY 1 (PCS / BOX)	INNER BOX SIZE (m/m)	CARTON SIZE (m/m)	Q'TY 2 (PCS / CARTON)	APPROX. CROSS WEIGHT(kg)
DO-201AD	1,250	252 * 78 * 150	405 * 270 * 320	12,500	14.0