

CEP99 / CEP99B



◆ Outline


- Pulse transformer for Automobiles.

◆ Application

- Battery management system of automobiles

◆ Features

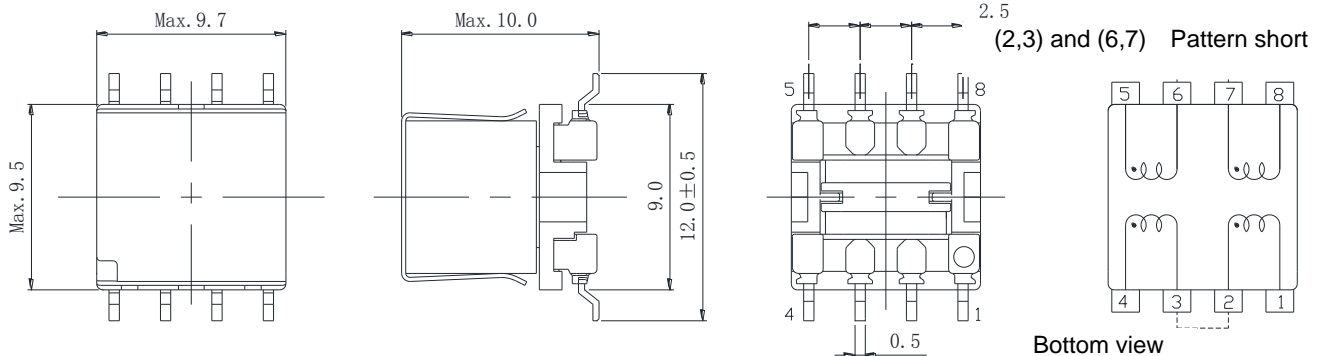
- SMD Type and 9mm square.
- High withstand Voltage : 2,500Vrms
- Operating temperature : - 40deg. ~ +125deg.



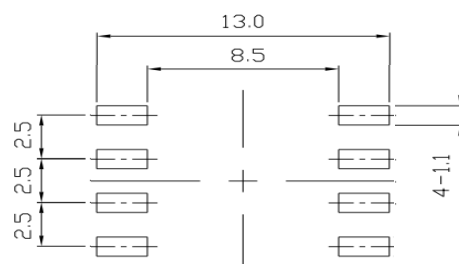
◆ Specifications

Item		Specification				Testing condition
		CEP99			CEP99B	
Part name		CEP99P	CEP99P2	CEP99-102	CEP99B-272	
Inductance	(1-4)	Min.45 μ H	Min.75 μ H	Min.618 μ H	Min.1.62 mH	10kHz, 20mV
Stray Capacitance	(1-4)	Max.6.6 pF	Max.3.2 pF	Max.5.2 pF	Max.11.5 pF	CEP99P : 30MHz, 20mV CEP99P2 : 20MHz, 20mV CEP99-102 : 10MHz, 20mV CEP99B-272 : 5MHz, 20mV
Interwinding Capacitance	(1-4:5-8)	Max.1.8 pF	Max.2.0 pF	Max.2.5 pF	Max.2.5 pF	CEP99P : 100 kHz, 20mV CEP99P2 : 100 kHz, 20mV CEP99-102 : 10kHz, 20mV CEP99B-272 : 100kHz, 20mV
Leakage Inductance	(1-4)	Max.2.3 μ H	Max.3.3 μ H	Max.28.6 μ H	Max.67.6 μ H	CEP99P : 100 kHz, 20mV, (5~8)short CEP99P2 : 100 kHz, 20mV, (5~8)short CEP99-102 : 10kHz, 20mV, (5~8)short CEP99B-272 : 100 kHz, 20mV, (5~8)short
D.C.R.	(1-4)	Max.0.39 ohm	Max.0.53 ohm	Max.1.34 ohm	Max.2.06 ohm	at 20 deg.
Withstand Voltage	(1-4:5-8)	AC2,500V, 60sec				0.5mA, 50Hz/60Hz
Turn Ratio	(1-4:5-8)	1 : 1				-

◆ Dimension & Circuit (mm)



◆ Land Patterns (mm)



SPICE MODEL

使用時の確認事項

Notes at the time of use

1. SPICE MODEL(本モデル)は参考データとしてご使用願います。

Please use SPICE MODEL (this model) as reference data.

2. 本モデルの使用の際、生じた不具合、損失につきまして、弊社は一切責任を負いません。

In the case of use of this model, our company does not do any responsibility now [negative] about the fault and the loss which arose.

3. 本モデルの記載内容は予告無しに変更することがありますのでご了承ください。

Since it may change without a preliminary announcement, please understand the written contents of this model.

本データを使用された場合、上記に同意されたものとみなします。

When this data is used, it is regarded as that on which it has agreed above.

[SPICE Model Download](#)