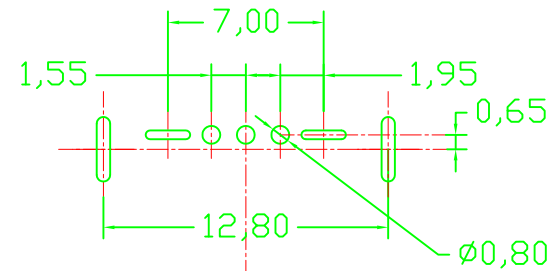
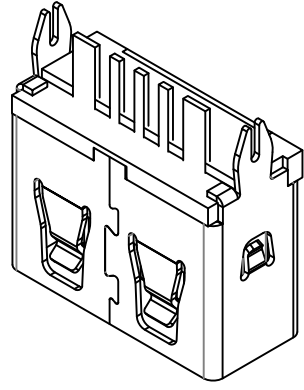
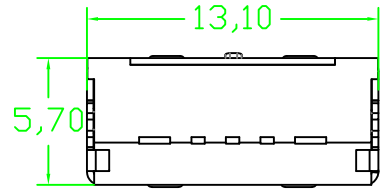
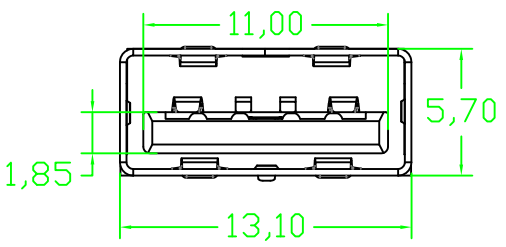
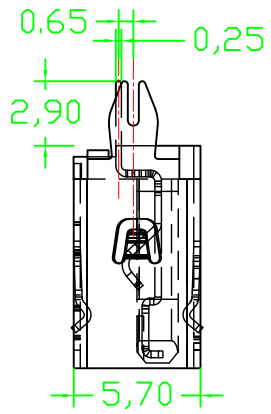
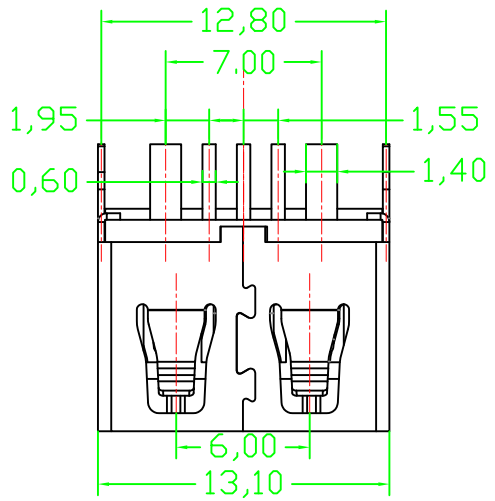
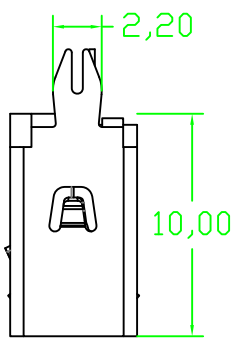


MAPX	MODIFICATION	DATE



RECOMMAND P. C. B LAYOUT
TOLERANCE: ±0.10



NOTES:

- MATERIAL SPECIFICATION:
 - INSULATION MATERIAL: THERMOPLASTIC HALGENFREE.
 - SHELL: **SPCC** T:0.30mm
PLATING: NICKEL
 - TERMINAL: COPPER ALLOY T:0.25mm
PLATING: GOLD/TIN PLATED;
- ELECTRICAL CHARACTERISTIC:
 - INSULATION RESISTANCE: 1000MΩ MIN;
 - CONTACT RESISTANCE: 30mΩ MAX;
 - WITHSTANDING VOLTAGE: 500V AC;
- MECHANICAL CHARACTERISTICS:
 - INSERTION FORCE: 3.57Kgf Max;
 - EXTRACTION FORCE: 1.02Kgf Min;

产品图 PRODUCT CHART DWG 公差一览表 TOLERANCE UNLESS OTHERWISE				深圳市精拓金电子有限公司						
X.	±0.30	X.	±5.°	单位	MM	制图	YANG	制图料号		
.X	±0.25	.X	±2.°	比例	1:1	审核	郭志富	产品名称	AF 180度插板 5P	
.XX	±0.15	.XX	±1.°	日期	2019.11.23	核准	黄国荣	角法	版本	
.XXX	±0.10	.XXX	±0.5°			APPD		VIEW	VER	AO