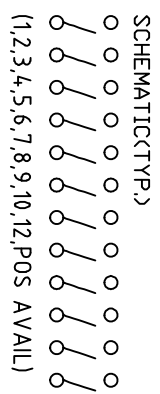
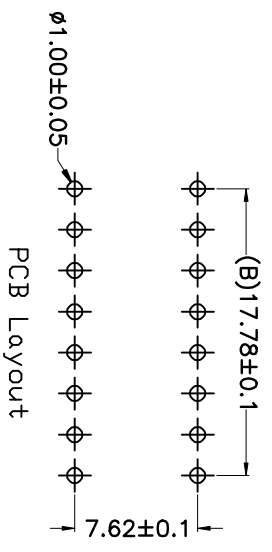
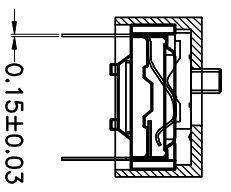
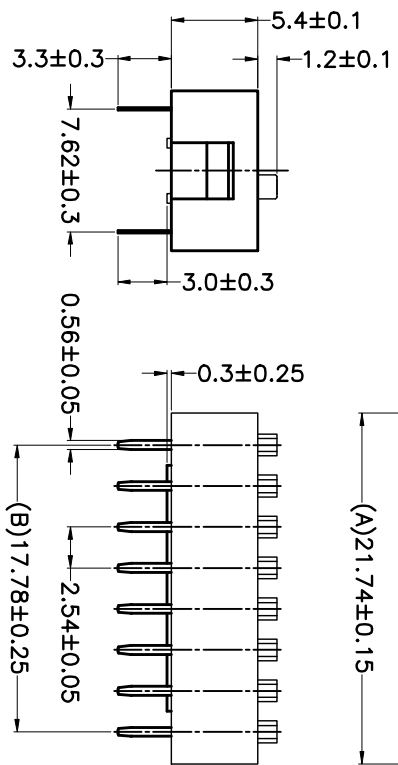
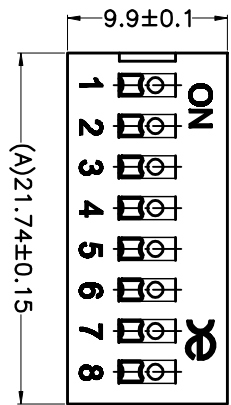


PRODUCT NO.	DSWBXXLHGCT
ROHS compliant	



PRD. NO.	NO. OF POS.	DIM. A	DIM. B	PRD. NO.	NO. OF POS.	DIM. A	DIM. B
DSWB02LHGCT	2	6.50	2.54	DSWB08LHGCT	8	21.74	17.78
DSWB03LHGCT	3	9.04	5.08	DSWB09LHGCT	9	24.28	20.32
DSWB04LHGCT	4	11.58	7.62	DSWB10LHGCT	10	26.82	22.86
DSWB05LHGCT	5	14.12	10.16	DSWB11LHGCT	11	29.36	25.40
DSWB06LHGCT	6	16.66	12.70	DSWB12LHGCT	12	31.90	27.94
DSWB07LHGCT	7	19.20	15.24				

- Note:
- All dimensions are in millimeters.
 - General tolerance: $\pm 0.2\text{mm}$.
 - Material:

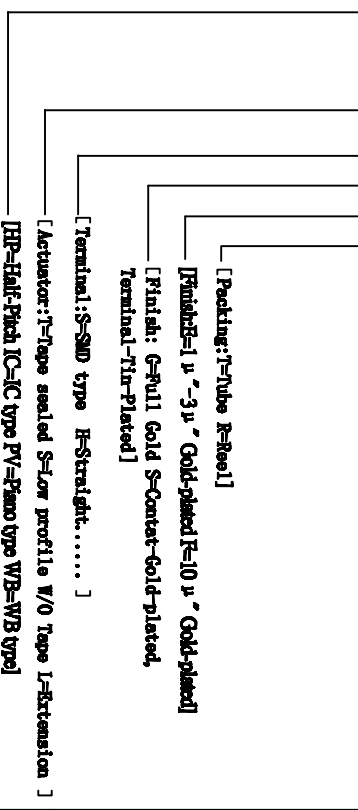
Base: UL94V-0 PBT Thermoplastic (Black).
 Cover: UL94V-0 PBT Thermoplastic (Black/Red/Blue).
 Actuators: UL94V-0 PA66 Thermoplastic (White).
 Contact plating: Gold plating over nickel.
 Pitting material: Epoxy.

4. Electrical
 Electrical: 2000 Operations per switch 24/VDC, 25mA.
 Non-Switching Rating: 100mA, 50/VDC.
 Switching Rating: 25mA, 24/VDC
 Contact Resistance: 100 mΩ Max at initial.

5. Mechanical
 Mechanical life: 2000 Operations per switch.
 Stroke: 2.0mm.
 Operation Temp: -20°C to 70°C.
 Storage Temp: -40°C to 85°C.

6. PART NUMBER DESCRIPTION:

DS WB XX L H G E T



TOLERANCE UNLESS OTHERWISE SPECIFIED	INSPECTION COPY	PROJECTION	
0 ± 0.30	0 ± 1°	0 ± 0.10	
.00 ± 0.20	.0 ± 0.5°	.00 ± .005	TITLE BY DSWB SERIES PITCH 2.54mm PRODUCT FAMILY DSWB SERIES PRAT NO. DSWBXXLHGCT FILE NO. DSWBXXLHGCT-A SIZE UNIT SCALE SHEET REV. A4 mm FIT 1 OF 1 A